

## MARKET UPDATE

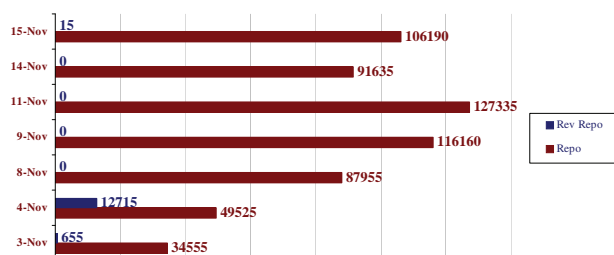
- Liquidity deficit widened today as RBI infused net funds worth Rs. 106,175 Cr via the LAF window as against Rs 91,635 Cr seen yesterday. The money market rates remained stable despite tightness in liquidity. Call rate ended at 8.62% compared to 8.64% however CBLO ended higher at an average of 8.51% as compared to 8.49% a day ago.
- G-sec yields opened flat and thereafter traded in narrow band amidst reports that OMC's may cut petrol prices soon. However yields eased towards the close tracking the global sentiment. RBI Deputy Governor Dr. Subir Gokarn mentioned that the central bank is keeping a close watch on liquidity and government cash balance. He also said that steps will be taken if liquidity comes under stress. The benchmark security 8.79% GS 2021 closed at Rs 99.40 (8.88%) compared to Rs 98.86 (8.96%) on the previous closing. The total volume reported on NDS-OM stood at Rs. 17,340 Cr compared to Rs 6,750 Cr noted yesterday.
- The OIS rate curve eased up across the curve tracking the softening in the G-sec yields. The 1 year OIS rate closed at 8.12% compared to 8.17% and the 5 year closed at 7.32% compared to 7.41% on the previous day.
- The rupee depreciated tracking the weakness in Euro and decline in the equity markets. It closed at Rs.50.67 per dollar as compared to Rs. 50.29 the previous day. The forward premia rates rose across the curve with 1 month forward premia closing at 7.09% (6.86%), the 6 month at 4.84% (4.44%) and the 12 month at 3.71% (3.45%).

## MONEY MARKET

Money Market	15-Nov-11	(Rs. Cr.)
CBLO	8.51	43713
Repo	8.54	7999
Call	8.62	8497

Liquidity Monitor (Rs. Cr.)	16-Nov-11	
	Inflow	Outflow
Treasury Bills/ CMBs		
Coupon Payment		
SDL Auction/Redemption		
G-Sec Auction/Redemption		
Net Inflow /outflow	0.00	0.00

LAF (Amount in Rs. Cr.)

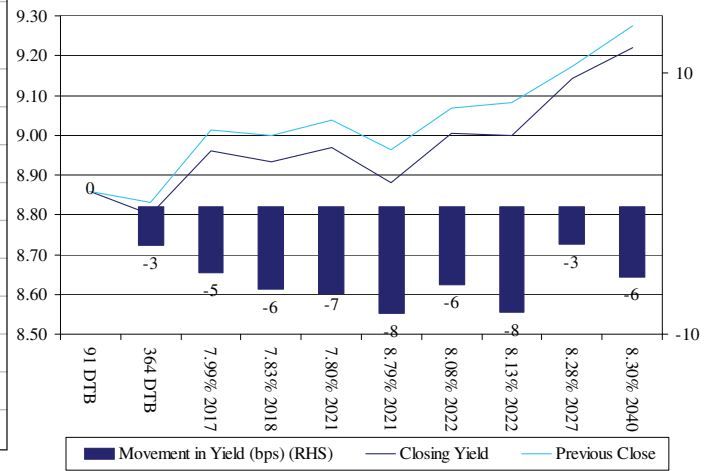


Short Term Rates	15-Nov-11		
	15-Nov-11	Previous Close	15 Days Ago
MIBOR O/N	8.64	8.65	8.58
MIBID O/N	8.57	8.59	8.53

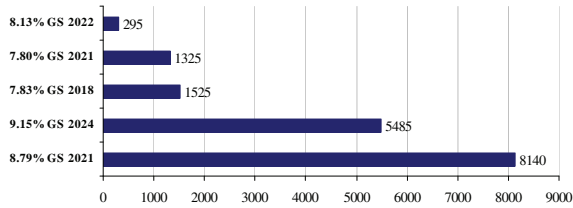
	Date	Latest Cut-off			Previous Cut-off		
		Price	Yield	Amount Accepted	Price	Yield	Amount Accepted
91 Day	9-Nov-11	97.84	8.86	4000	97.89	8.65	4000
182 Day	9-Nov-11	95.73	8.95	4000	95.84	8.71	4000
364 Day	2-Nov-11	91.98	8.74	4000	92.03	8.68	4000

## G-SEC MARKET

Benchmark Securities				15-Nov-11
Security	Closing Price	Previous Close	Closing Yield	Previous Close
91 DTB	97.84	97.84	8.86	8.86
364 DTB	91.93	91.91	8.80	8.83
7.99% 2017	95.75	95.53	8.96	9.01
7.83% 2018	94.69	94.39	8.93	9.00
7.80% 2021	92.66	92.26	8.97	9.04
8.79% 2021	99.40	98.86	8.88	8.96
8.08% 2022	93.70	93.30	9.01	9.07
8.13% 2022	94.04	93.50	9.00	9.08
8.28% 2027	92.83	92.60	9.14	9.17
8.30% 2040	90.76	90.25	9.22	9.28



Top 5 Traded Securities



G-Sec Spreads (bps)				
Spread	15-Nov-11	Previous Close	15 Day Ago	1 Year Avg.
5-1	13	12	8	19
10-5	2	7	4	1
15-10	15	11	5	9
30-15	21	21	3	14
30-10	36	31	7	23

## CORPORATE BOND MARKET

AAA Corporate Bond Yields and Spread				
	Yield		Spread	
	15-Nov-11	Previous Close	15-Nov-11	Previous Close
1 Year	9.65	9.60	71	62
3 Year	9.68	9.70	70	66
5 Year	9.75	9.75	66	70
10 Year	9.78	9.80	65	69

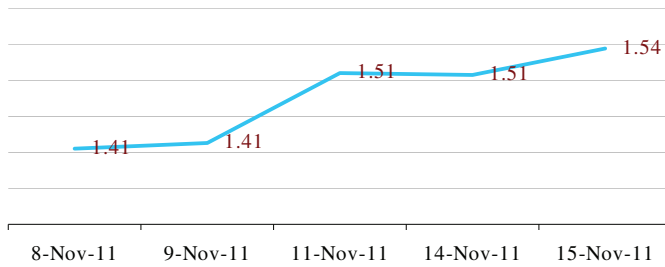
Money Market Asset Rates (%)		
	15-Nov-11	Previous Close
1 Month	9.00	9.05
3 Month	9.30	9.30
6 Month	9.55	9.55
9 Month	9.60	9.65
12 Month	9.69	9.69

## SWAP MARKET

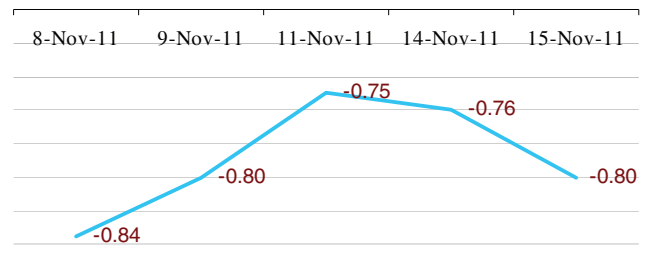
OIS-MIBOR	15-Nov-11	Previous Close	15 Days Ago
1 Year	8.12	8.15	8.25
2 Year	7.49	7.54	7.68
3 Year	7.40	7.46	7.60
5 Year	7.32	7.39	7.50

MIFOR Swaps	15-Nov-11	Previous Close	15 Days Ago
1 Year	4.45	4.10	4.05
2 Year	4.00	3.80	3.60
3 Year	4.30	4.05	3.85
5 Year	6.10	5.90	5.55

Spread between 5Y GS and 5Y OIS



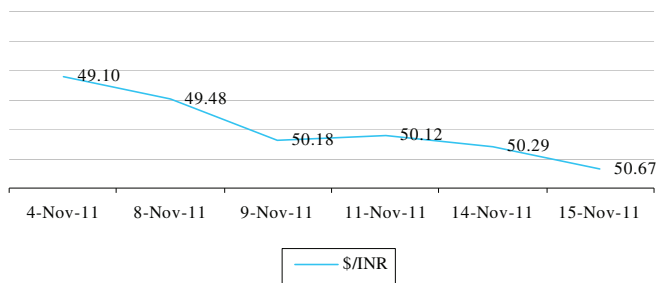
Spread between 5Y OIS and 1Y OIS



## FOREX MARKET

Spot Rates	15-Nov-11	Previous Close
USD/INR	50.67	50.29
EUR/USD	1.3529	1.3621
GBP/USD	1.5858	1.5899
USD/JPY	76.95	77.05
USD/CNY	6.35	6.36

Forward Premia (% annualised)	15-Nov-11	Previous Close
1 Month	7.09	6.86
3 Month	5.85	5.49
6 Month	4.84	4.44
9 Month	4.16	3.83
12 Month	3.71	3.45



## GLOBAL EQUITIES

	15-Nov-11	Previous Close
SENSEX	16882.67	17118.74
NIFTY	5068.50	5148.35
DJIA	12078.98	12153.68
S&P 500	1251.78	1263.85
NASDAQ	2657.22	2678.75
FTSE 100	5433.34	5545.38
NIKKEI 225	8541.93	8603.70
HANG SENG	19348.44	19508.18
SHANGHAI SE COMP	2529.76	2528.71
TAIWAN TAIEX	7491.06	7525.65

FII Inflows (Rs. Cr.)	15-Nov-11			
	Purchase	Sale	Net	Net \$
Equity	3254	3041	213	42
Debt	668	537	131	26

MF Inflows (Rs. Cr.)	15-Nov-11		
	Purchase	Sale	Net
Equity	392	568	-177
Debt	1896	4434	-2538

## GLOBAL COMMODITIES

	15-Nov-11	Previous Close
Nymex Crude (\$/bbl)	98.14	98.99
Brent Crude (\$/bbl)	111.55	112.17
Dubai Crude (\$/bbl)	109.56	110.06
Gold (\$/oz)	1764.49	1788.68
LMEX	3412.70	3384.50

Forthcoming Auctions		
Security	Date of Auction	Amount (Rs. Cr.)
91 Day T-bill	16-Nov-11	4000
364 Day T-bill	16-Nov-11	4000
8.28% GS 2027	18-Nov-11	3000
8.79% GS 2021	18-Nov-11	6000
7.83% GS 2018	18-Nov-11	4000

## GOVERNMENT BORROWINGS

Government Borrowing Programme (Rs. Cr.)	
Budgeted G-Sec Gross Borrowings for 2011-12	469928
Budgeted G-Sec Net Borrowings for 2011-12	395800
Budgeted Redemptions	74128
G-Sec Gross Borrowings till Date	319000
G-Sec Gross Borrowing Completed (%)	67.88%
Maturities till date	59334
Net G-Sec Borrowings till Date	259666
364 Day T-Bill Gross Borrowings till date	50000
CMBs Borrowing till date	93000

WPI Inflation	Revised	Provisional
October	NA	9.73%
September	NA	9.72%
August	9.78%	9.78%
July	9.36%	9.22%
June	9.51%	9.44%

**Head of Treasury**  
Prasanna Patankar  
**Government Securities**  
Manish Jadhvani  
Nirav Shah

**Treasury Sales**  
Siddharth Shah  
Subodh Kapadekar  
Mahak Khabia  
Payal Shah  
Chintan Kapadia

**Fixed Income Research**  
Amol Agrawal  
**Mutual fund & PMS**  
Mihir Kaulgi  
**Equity Desk**  
Rajiv Ranjan

**Risk Management**  
Smita Nair  
Nazir Rozani  
**Settlements**  
M N Suresh  
Anita Mohite  
Shyam Margaj  
Shweta Pednekar  
Suhas Lahane

**Delhi Office**  
Satish Sharma  
Anshul Arora  
**Bangalore Office**  
Raghu N

### STCI Primary Dealer Ltd.

A/B1- 801, A Wing, 8th floor, Marathon Innova, Marathon Next Gen Compound, Off. Ganpatrao Kadam Marg, Lower Parel (w), Mumbai 400013.

Dealing Room: (022) 24991094-97, (022) 66202217-20 ● Settlements: (022)66202262-64, Fax (022) 66202288

Delhi Office: (011) 23351091 ● Bangalore Office: (080) 22208891

Please mail your feedback to stcpd@stcpd.com ● Website: <http://www.stcpd.com>

THIS COMMUNICATION IS FOR PRIVATE CIRCULATION ONLY. IT IS BASED UPON THE INFORMATION GENERALLY AVAILABLE TO PUBLIC AND CONSIDERED RELIABLE. THIS REPORT DOES NOT CONSTITUTE AN INVITATION OR OFFER TO SUBSCRIBE FOR OR PURCHASE OR SALE OF ANY SECURITY AND NEITHER THIS DOCUMENT NOR ANYTHING CONTAINED HEREIN SHALL FORM THE BASIS OF ANY CONTRACT OR COMMITMENT WHATSOEVER WITH STCI PRIMARY DEALER.